




Bama-Shag

| | | | |
|-----------------------|--|--------------------|-------------------|
| TYPE OF DANCE: | 2 Wall Line Dance | DIFFICULTY: | Advanced Beginner |
| COUNT: | 32 | STEPS: | 41 |
| CHOREOGRAPHER: | Gloria Johnson & Dusty Miller (February 1998) Tel: (386)532-5009 Country Time Dance Lines 2425 Center Road Deltona, FL 32738 Email: gloriaj@country-time.com Homepage: http://www.gloriajohnson.us | | |
| ORIGINATED AT: | JR's Country Club – Deland, Florida | | |
| MUSIC: | 104 BPM "Dancin', Shaggin' On The Boulevard" (Dance Mix) - Alabama | | |
| NOTE: |  <p>This dance was choreographed at the request of Sean Brennan from Country Club Enterprises in Nashville on behalf of RCA Records and the group Alabama. The dance was designed to also work with "My Girl" and "Hey Baby" on the Alabama album "Dancin' On The Boulevard" as well. Plans for this dance were dropped when the record label and the group decided to promote the Shag couples dance instead. Published In: Country Weekly Magazine April 14, 1998</p> | | |

STEP DESCRIPTION

FORWARD SHUFFLE, TRIPLE-STEP IN PLACE

- 1&2 Shuffle forward stepping on RIGHT, LEFT, RIGHT
3&4 Triple-Step in place stepping on LEFT, RIGHT, LEFT

CROSS-ROCK, TRIPLE-STEP IN PLACE

- 5,6 Rock step RIGHT over Left; Step LEFT in
7&8 Triple-Step in place stepping on RIGHT, LEFT, RIGHT
9,10 Rock-step LEFT over Right; Step RIGHT in
11&12 Triple-step in place stepping on LEFT, RIGHT, LEFT

ROCKING 1/4 TURN

- 13,14 Rock step RIGHT foot to right side (*weight on Right*) pivoting 1/4 turn left on ball of RIGHT foot; Step LEFT foot in place
15,16 Rock step RIGHT foot to right side; Rock weight back onto LEFT foot

SHUFFLE, 1/2 TURN, SHUFFLE, SHUFFLE

- 17&18 Shuffle forward on RIGHT, LEFT, RIGHT
19,20 Step LEFT foot forward; Pivot 1/2 turn to the right
21&22 Shuffle forward on LEFT, RIGHT, LEFT
23&24 Shuffle forward on RIGHT, LEFT, RIGHT

1/2 TURN, SHUFFLE, ROCKING 1/4 TURN

- 25,26 Step forward on LEFT foot; Pivot 1/2 turn to the right
27&28 Shuffle forward on LEFT, RIGHT, LEFT
29,30 Rock step RIGHT foot to right side (*weight to Right*); Turning 1/8 left, Rock onto LEFT foot
31,32 Rock step RIGHT foot to right side; Turning 1/8 left, rock weight back onto LEFT foot

BEGIN DANCE AGAIN